

# ADVENTURE | 101 PHOTOGRAPHY

WORDS AND IMAGES BY  
STEVEN MORTINSON



*However sophisticated and accurate they may be,  
automated cameras cannot replace creative sensibility and  
understanding in photography.*

ANSEL ADAMS





# PREPARATION

IT'S EASY TO JUMP RIGHT INTO AN ADVENTURE AND GO, BUT SOME OF THE MOST IMPORTANT DECISIONS WILL NEED TO BE MADE LONG BEFORE YOU EVEN HEAD OUT.

SO AS YOU PREPARE TO EMBARK, WITH THE GOAL OF CAPTURING THE STORY ON CAMERA, THERE ARE A NUMBER OF THINGS TO CONSIDER FIRST.



## ASSESS CONDITIONS

- ☐ ROUTE PLAN & DISTANCE
- ☐ WEATHER CONDITIONS
- ☐ DIFFICULTY LEVEL & RISKS
- ☐ NON-CAMERA GEAR/WEIGHT
- ☐ CAMERA GEAR/WEIGHT
- ☐ GEAR CHECK (BATTERIES, ETC)
- ☐ KNOW PARTNERS' ABILITIES
- ☐ SELF CHECK/ABILITY CHECK

# CAMERA SETTINGS



SHUTTER 1/60 OR SLOWER  
BLUR MOTION, EXPRESS MOVEMENT

APERTURE F/1.4 - F/5.6  
LESS IN FOCUS  
GOOD IN LOW LIGHT



APERTURE F/8 - F/22  
MORE IN FOCUS  
BAD IN LOW LIGHT

ISO 800-3200:  
BEST IN DARK/DIM  
MORE GRAIN


SHUTTER 1/125 OR FASTER  
FREEZE MOTION, CAPTURE ACTION

ISO 100-400:  
BEST IN SUNLIGHT  
LESS GRAIN






# TELLING THE STORY



WHO, WHAT, WHERE : PEOPLE, ACTIVITY, PLACE




# COMPOSITION IDEAS











ALL CONTENT ©2020 BY STEVEN MORTINSON